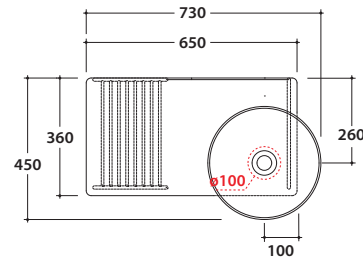
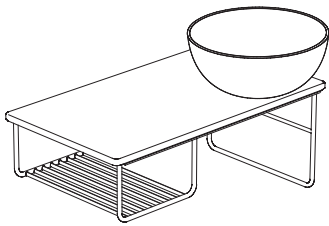
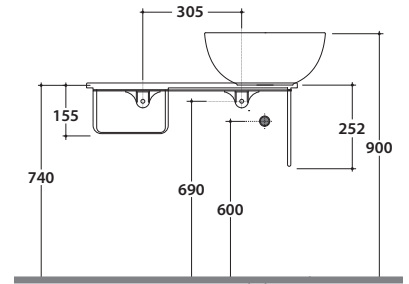


OPI TILE Wandhängende Struktur mit Waschtischplatte aus Keramik OP007TXX OP008TXX

GLOBO



B6T37

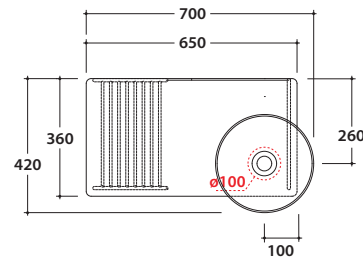


Artikel-Nr: **OP007TXX**

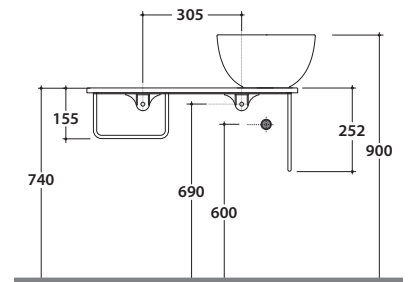
Finish **BdC** bagno di colore

Le Pietre le pietre

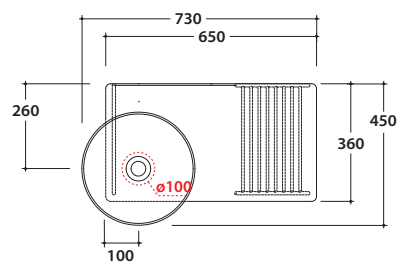
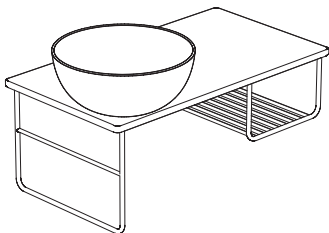
S Mattschwarzer Stahl



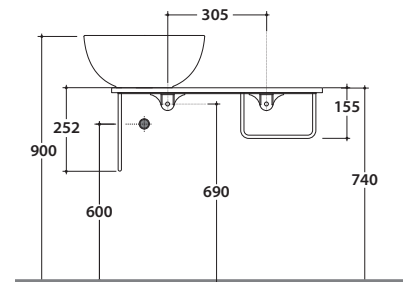
B6T30



Wandhängende Struktur aus Stahl, schwarz matt, 65x36 h25 cm. Waschtischplatte aus Keramik mit Ablauföffnung rechts, Wandinstallation Wasserhahn. Gewicht 12 Kg.



B6T37

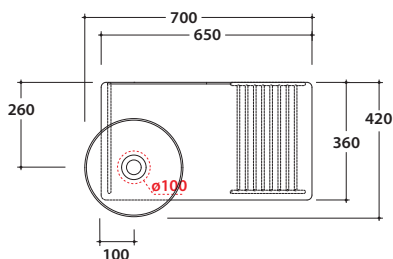


Artikel-Nr: **OP008TXX**

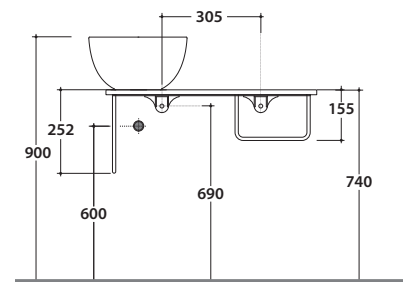
Finish **BdC** bagno di colore

Le Pietre le pietre

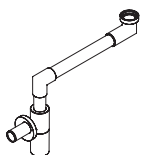
S Mattschwarzer Stahl



B6T30

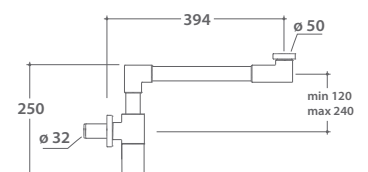


Wandhängende Struktur aus Stahl, schwarz matt, 65x36 h25 cm. Waschtischplatte aus Keramik mit Ablauföffnung links, Wandinstallation Wasserhahn. Gewicht 12 Kg.



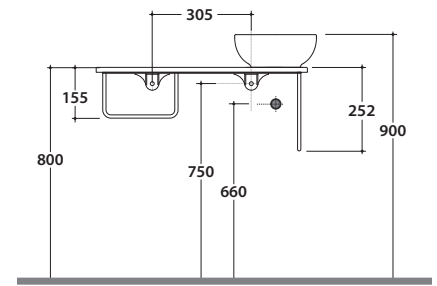
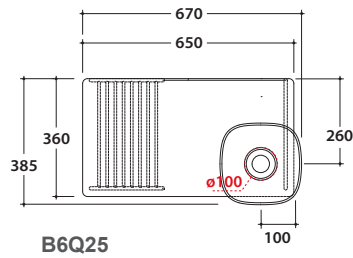
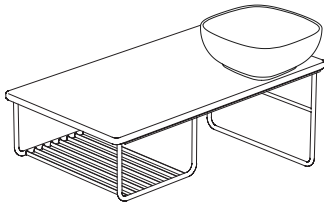
Artikel-Nr: **RA053AR**

Platzsparender Siphon 1"1/4, Gewicht 1,16 kg



OPI TILE Wandhängende Struktur mit Waschtischplatte aus Keramik OP007TXX OP008TXX

GLOBO



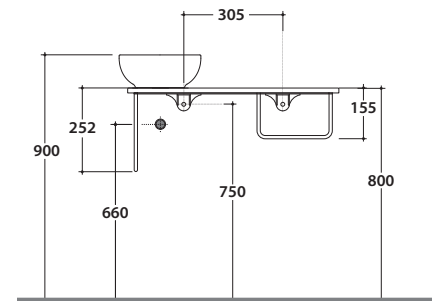
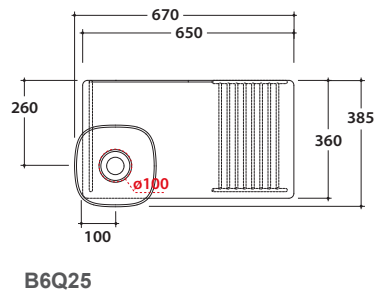
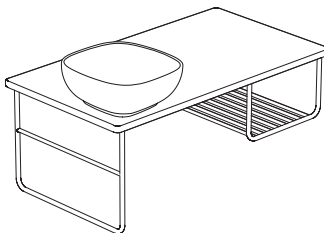
Artikel-Nr: **OP007TXX**

Finish **BdC** bagno di colore

Le Pietre le pietre

S Mattschwarzer Stahl

Wandhängende Struktur aus Stahl, schwarz matt, 65x36 h25 cm. Waschtischplatte aus Keramik mit Ablauföffnung rechts, Wandinstallation Wasserhahn. Gewicht 12 Kg.



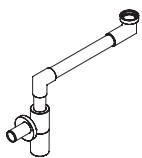
Artikel-Nr: **OP008TXX**

Finish **BdC** bagno di colore

Le Pietre le pietre

S Mattschwarzer Stahl

Wandhängende Struktur aus Stahl, schwarz matt, 65x36 h25 cm. Waschtischplatte aus Keramik mit Ablauföffnung links, Wandinstallation Wasserhahn. Gewicht 12 Kg.



Artikel-Nr: **RA053AR**

Platzsparender Siphon 1"1/4, Gewicht 1,16 kg

